

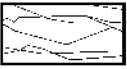
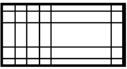

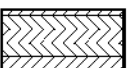




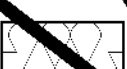

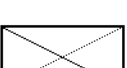


ENGINEER	DATE:	NAME:
REVIEW STATUS		
	A - REVIEWED; WORK MAY PROCEED	
	B - REVIEWED WITH COMMENTS; REVISE & RESUBMIT; WORK MAY PROCEED SUBJECT TO INCORPORATION OF COMMENTS	
	C - OBJECTION - REVISE & RESUBMIT; WORK MAY NOT PROCEED	
	D - REJECTED	
	E - REVIEW NOT REQUIRED; WORK MAY PROCEED	


	C.M.U.
	CONCRETE
	GRANITE / MARBLE
	INSULATION - RIGID
	JOINT FILLER - EXPANDABLE
	PLYWOOD
	PRECAST CONCRETE
	SEALANT
	STEEL
	STONE
	INSULATION - BATT SOUND ATTENUATION
	WOOD - FINISHED
	WOOD - ROUGH

ARCHITECTURAL MATERIALS LEGEND

NOTE:

1. THIS DRAWING IS ISSUED ONLY AS A SAMPLE FOR STANDARD DRAWINGS.
2. ENTITY SHALL IDENTIFY AND DEVELOP STANDARD DRAWINGS FOR USE ON ITS PROJECTS.
3. GENERAL NOTES ON STANDARD DRAWINGS TO CONTAIN, AS A MINIMUM, REFERENCE TO RELEVANT KEY DESIGN REQUIREMENTS (e.g. SPECIFICATION, MATERIAL, CODES, ETC.)
4. WHEREVER APPROPRIATE MATERIAL TAKE OFF (MTO) IN A TABLE FORMAT TO BE PROVIDED IN THE DRAWING WITH DETAILS OF EACH COMPONENT (e.g. BOLTS, SUPPORT, STEEL SECTION, FLANGE, GLAND, ETC.)
5. REFERENCE TO GENERAL NOTES, LEGENDS, ABBREVIATIONS, SECTION DETAILS, ETC., AS APPROPRIATE, TO BE PROVIDED ON STANDARD DRAWINGS.
6. STANDARD DRAWINGS SHALL UNDERGO CHECKING APPROVAL PROCESS.

002		27/03/19 BORDER CHANGED AND ISSUED FOR USE							
000		06/11/17 ISSUED FOR USE							
REV. No	DATE	REASON FOR ISSUE	رسمت	رسمت	DESIGNED	CHECKED	رسمت	رسمت	رسمت
DRAWING STATUS									
ISSUED FOR USE									
PROJECT REFERENCE -									
FACILITY No.    X X X									
CONTRACT No.    X									
SCALE		DRAWING No.						REV	
NTS		EPM-KEA-11-000001						002	

STANDARD DRAWING		PROJECT TITLE 1		
ARCHITECTURAL	ARABIC TITLE	PROJECT TITLE 2	ARABIC TITLE	
MATERIALS LEGEND		PROJECT TITLE 3		
SHEET 1 OF 1				